

Web Designing with **PHP**

Power Programing

Local Server : **EasyPHP 1.7**

Database : **MySQL 4.0.15**

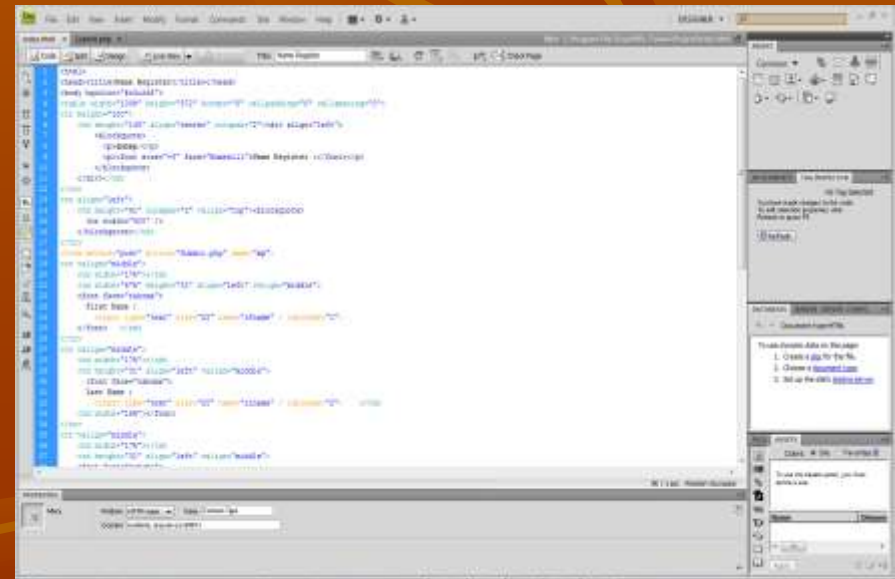
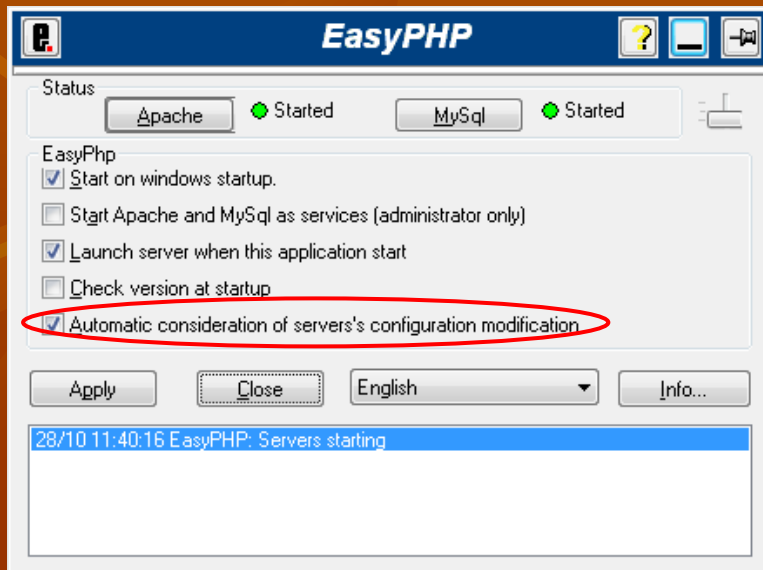
By : **Peyman Navidy**

Index :

- Requirements and prime preparation
- Create database
- Create and write Codes
- Relation between database and web server
- Run program

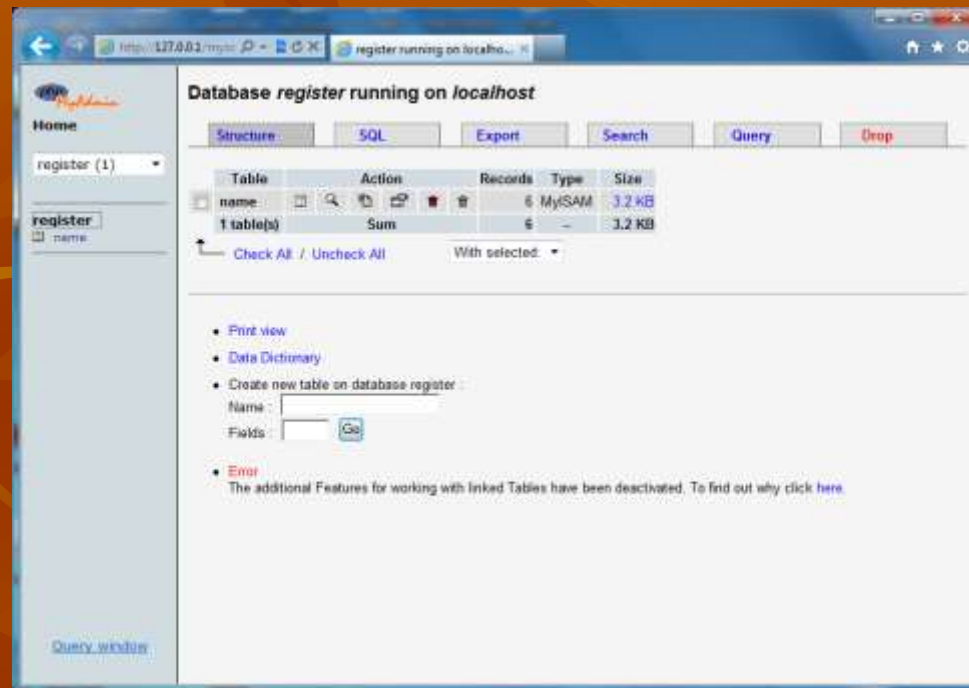
Requirements and Prime Preparation

- Setup EasyPHP 1.7 Server
- Conduction Parametrs
- Using Dreamwaver to Type Codes (Optional)



Create Database

- Create database and tables to PhpMyAdmin



Create and write Codes

First File :

```
<form method="post" action="Submit.php" name="mp">  
...  
    <input type="text" size="20" name="rfname" / tabindex="1">  
...  
</form>
```

Second File :

```
<?php  
    $name1=@$_POST["rfname"];  
...  
    $query2="insert into name (num,fname,lname,code,tel,address)  
        values ('$num1','$name1','$name2','$code','$tel','$address)";  
    $result2=mysql_query($query2) or die("Error in Query 2");  
... ?>
```

Relation between Database and Web Server

Second File :

```
<?php
...
$db=mysql_connect('127.0.0.1','root','');
if (!$db)
{
    echo "Error : Could not Connect to MySQL Server";
    exit;
};
mysql_select_db('register',$db) or die("Error in Database");
...
?>
```

Run Program

- Go to Local Web
- Run index file

<http://127.0.0.1/Web%20Desgin%20by%20PHP/>





The End